

গণপ্রজাতন্ত্রী বাংলাদেশ সরকার  
কাস্টম হাউস আইসিডি,  
কমলাপুর, ঢাকা  
[www.chicd.gov.bd](http://www.chicd.gov.bd)

নথি নং:-৫ কাস(১২২) লাইসেন্স বিবিধ/আইসিডি/২০১৬/ ৯৩৯৯

তারিখ : ১৭/০৭/২০১৮।

প্রেরক: অতিরিক্ত কমিশনার

ও

সভাপতি, লাইসেন্সিং কর্তৃপক্ষ  
কাস্টম হাউস আইসিডি,  
কমলাপুর, ঢাকা।

প্রাপক: সভাপতি/সাধারণ সম্পাদক  
✓ ৩/সি, নিউ বেইলি রোড, রমনা, ঢাকা।

বিষয়: ২০১৭-২০১৮খ্রি: অর্থ বছরের আমদানি ও রপ্তানিকৃত বিল অব এন্ট্রি এর অনুকূলে প্রাপ্ত কমিশনের উপর উৎসে প্রদানকৃত  
আয়করের তালিকা সরবরাহ প্রসঙ্গে।

সূত্র : ১। ডিসিএএ এর পত্র নং ডিসিএএ/১৫২(১১০৮)/২০১৮/২৭০৭,

তারিখ : ০২/০৭/২০১৭।

উপর্যুক্ত বিষয় ও সূত্রোক্ত পত্রের প্রতি আনাপের দৃষ্টি আকর্ষণ করা হলো।

০২। এ দপ্তরের Assycuda World হতে সংশ্লিষ্ট সিএন্ডএফ এজেন্টদের ২০১৭-২০১৮ অর্থ বছরের আমদানি ও রপ্তানিকৃত বিল  
অব এন্ট্রি এর অনুকূলে প্রাপ্ত কমিশনের উপর উৎসে প্রদানকৃত আয়করের তালিকা সংযুক্ত আকারে প্রেরণ করা হলো।

সংযুক্ত: ১৩ (তের) পাতা।

  
২৭.৭.১৮

মোঃ খাজাহ আহাম্মদ তালুকদার  
সহকারী কমিশনার  
সভাপতি, লাইসেন্সিং কর্তৃপক্ষের পক্ষে




**Government of the People's Republic of Bangladesh**  
**Custom House ICD, Kamlapur, Dhaka**

CV, ITC deduction at source  
Fiscal Year : 2017-2018

Value in Tk. and Qnty in Kg

AIN	C & F Name	Type	BE NO	NETMASS	CUSTVALUE	CV	ITC	Total Tax
102000735	KOALA SHIPPING LINES LTD.	IM	388	12,797,978.13	1,417,782,278.39	1,072,558.46	715,038.96	330,287,883.41
102000736	NOOR TRADE INTERNATIONAL	IM	33	736,678.32	130,236,945.87	92,216.59	61,477.76	48,780,995.20
102000739	HAQUE & SONS(BD) LTD.	IM	1	2,180.00	80,019.63	300.00	200.00	57,211.90
102000746	HONGKONG INTERNATIONAL	EX	1	2,591.00	227,000.00	0.00	200.00	0.00
102000751	UJALA SHIPPING LINES	IM	2	46,800.00	3,746,363.60	3,934.77	2,623.19	1,164,000.42
102000762	MORNING STAR INTERNATIONAL	IM	58	617,421.56	93,337,297.92	95,881.48	63,920.98	87,352,002.84
102000763	TRADE WILL INTERNATIONAL	IM	3	39,622.05	10,645,043.48	8,247.91	5,498.60	7,836,593.37
102000764	NABILA ENTERPRISE	IM	41	373,921.30	62,041,512.81	65,548.32	43,698.92	38,970,582.63
102000769	J K INTERNATIONAL	IM	12	128,507.00	55,340,258.88	38,853.12	25,902.07	14,250,116.66
102000770	MASCO INTERNATIONAL	EX	1	1,238.00	408,388.50	0.00	200.00	0.00
		IM	6	14,144.00	5,727,321.85	6,701.57	4,389.08	219,103.78
102010780	MUKUL & BROTHERS	EX	9	33,325.40	58,166,793.19	0.00	11,633.35	0.00
102010781	MIL ENTERPRISE	IM	60	677,543.72	99,908,007.72	101,433.03	67,622.00	92,716,453.67
102010795	CRYSTAL CARGO COMPLEX	IM	69	917,329.49	170,124,788.55	143,472.98	95,044.54	83,870,330.85
102010799	HOPPLE INTERNATIONAL	IM	30	758,600.04	91,665,536.51	74,632.79	49,755.18	30,373,199.94
102010800	ASIF INTERNATIONAL	EX	94	820,604.15	738,637,176.52	0.00	147,842.96	0.00
		IM	1	1,689.00	28,236.46	300.00	200.00	25,684.91
102010804	AHMED & FAISAL INTERNATIONAL	IM	9	133,031.00	11,282,670.53	13,319.75	8,879.84	10,089,257.90
102010809	AYSHA TRADING AGENCY	EX	183	2,030,518.85	767,933,487.85	0.00	153,586.78	0.00
102010810	M. RAHMAN & CO.	IM	1	2,800.00	569,922.97	828.66	552.44	177,075.86
102010812	SHADHIN ENTERPRISE	IM	44	715,468.51	142,396,815.75	106,203.71	70,802.47	54,032,280.06
102010815	B & D CREATION	EX	3	60,000.00	2,223,351.00	0.00	444.68	0.00
102010817	ELAN CORPORATION LIMITED	IM	236	5,615,258.23	787,023,954.07	609,095.43	406,063.58	428,509,472.86
102020820	Z.R.TRADE INTERNATIONAL	IM	199	1,718,143.52	334,458,154.24	350,190.17	233,460.01	389,772,570.99
102020821	J.K. FABRICS LTD.	IM	1	10,530.00	13,363,180.97	7,175.93	4,783.95	197,032.68
102020829	BIPOB TRADE OVERSEAS	EX	2	203,620.00	11,852,446.22	0.00	2,370.49	0.00
		IM	9	101,712.90	15,312,392.65	14,687.52	9,791.69	5,750,279.58
102020830	CHUM CARGO INTERNATIONAL	EX	50	84,056.61	94,765,957.60	0.00	22,495.42	0.00
102020832	NAYEEM SHIPPING LINES	IM	10	159,957.80	34,887,060.71	27,324.18	18,216.12	11,679,102.36
102020840	QUICK CLEAR ENTERPRISE	EX	7	18,307.34	22,721,912.10	0.00	4,544.38	0.00
102020841	RUMI & CO.	IM	10	129,946.48	21,621,783.36	20,449.12	13,632.73	17,562,615.53
102020844	UTOPIA INTERNATIONAL	IM	20	945,647.73	190,751,102.43	108,533.82	72,355.90	7,007,962.75
102020845	SALIM BROTHERS (PVT) LTD.	IM	32	401,076.21	53,764,682.29	56,535.55	37,690.35	27,286,955.94
102030848	ROSE VALLEY INTERNATIONAL	IM	117	2,308,442.08	421,943,006.51	319,779.77	213,186.44	156,925,389.64
102030851	JAMUNA TRADING CORPORATION	EX	75	266,952.22	81,457,282.92	0.00	19,627.99	0.00
		IM	9	56,285.51	33,204,513.79	24,871.04	16,580.69	13,945,678.67
102030852	EXPRESS C & F AGENT	EX	9	29,768.32	26,552,887.14	0.00	6,124.47	0.00

  
 বি.এম. কামাল  
 কন্সট্রাক্টিভ, আইসিডি  
 কামলাপুর, ঢাকা।

**Government of the People's Republic of Bangladesh**  
**Custom House ICD, Kamlapur, Dhaka**

CV, ITC deduction at source

Fiscal Year : 2017-2018

*Value in Tk. and Qnty in Kg*

AIN	C & F Name	Type	BE NO	NETMASS	CUSTVALUE	CV	ITC	Total Tax
102030857	SHEFAT TRADE INTERNATIONAL	IM	96	1,115,480.36	254,432,576.54	210,995.66	140,663.75	222,702,937.82
102030858	BANGLADESH CARGO SERVICES	IM	2	59,411.00	17,866,153.67	10,149.14	6,766.10	21,581,681.83
102030859	SUGONDA INTERNATIONAL	IM	288	4,946,520.19	696,745,222.35	615,661.41	410,440.95	440,031,480.15
102030860	UNIQUE SERVICE	IM	180	3,371,081.89	464,586,138.24	387,654.29	258,436.18	202,329,633.34
102030861	CHITRA IMPEX	EX	20	56,842.00	31,477,444.22	0.00	7,124.41	0.00
		IM	1	24,380.00	581,598.37	841.80	561.20	180,703.42
102030862	GOLDEN FAIR	EX	1	4,500.00	82,987.50	0.00	200.00	0.00
102030865	MIRZA TRADE INTERNATIONAL	IM	10	90,247.60	17,217,532.27	17,323.30	11,548.89	16,460,286.01
102030866	KHAN TRADE AGENCY	IM	19	218,634.24	39,699,378.86	38,631.73	25,754.47	40,896,385.76
102030867	NEW ECONOSHIP	EX	72	950,623.40	148,220,867.98	0.00	30,036.84	0.00
		IM	8	260,143.70	23,091,319.23	300.00	7,000.41	8,039,898.59
102030871	RAHAT INTERNATIONAL	IM	74	913,568.48	171,455,397.66	154,755.97	103,170.60	151,200,959.56
102030872	BETRABOTI TRADE SYNDICATE	IM	282	8,259,189.52	879,603,940.72	707,959.93	471,973.33	406,978,319.42
102030874	LOGISTICS BUSINESS INTERNATIONAL	IM	9	268,476.50	26,417,602.38	22,042.89	14,695.27	16,636,057.17
102040878	SUCHANA ENTERPRISE	IM	5	66,268.24	21,793,668.94	15,619.64	10,413.10	8,656,665.77
102040880	AVA ENTERPRISE LTD.	EX	1	8,600.00	12,283,875.00	0.00	2,456.78	0.00
		IM	54	499,260.07	142,901,795.64	118,390.33	78,926.92	51,028,493.51
102040881	SWIFT LOGISTIC SERVICES LIMITED	EX	15	78,891.70	76,604,652.88	0.00	15,716.56	0.00
		IM	5	19,361.00	14,388,419.53	11,393.04	7,595.37	8,426,860.20
102040883	BLUEBIRD AGENCY	IM	141	1,999,335.64	220,386,596.04	223,053.70	148,683.31	162,811,383.00
102040884	BOGRA TRADING	EX	4	3,530.70	4,753,581.89	0.00	950.71	0.00
102040888	ISLAM ASSOCIATES	EX	7	11,893.20	19,319,973.82	0.00	3,863.99	0.00
102040890	N. S. TRADE INTERNATIONAL	IM	20	464,615.69	576,057,651.00	282,048.08	188,032.05	41,989,412.59
102040894	SIKDER TRADING AGENCY	IM	8	93,450.00	17,829,682.26	16,524.95	11,016.63	9,260,106.51
102040895	A.K.H KNITTING & DYEING LTD.	EX	217	730,872.25	1,043,668,646.76	0.00	210,838.39	0.00
102050900	M/S KABIR ENTERPRISE	EX	23	46,325.57	22,856,541.63	0.00	6,817.68	0.00
		IM	24	61,404.84	9,555,560.54	14,525.80	9,438.03	927,870.83
102050908	ASHAMONI TRADERS	IM	31	313,648.57	54,201,000.14	53,359.91	35,573.24	31,502,637.05
102050911	M.N. TRADE KING	IM	19	156,635.60	42,749,169.03	39,652.15	26,434.77	29,996,043.71
102050913	OSHIN ENTERPRISE	EX	604	1,864,780.06	2,703,876,594.65	0.00	546,424.86	0.00
		IM	123	2,258,283.62	300,818,664.71	271,220.04	180,813.41	124,170,967.44
102050916	R. T. CORPORATION	EX	1	7,797.00	3,259,449.80	0.00	651.89	0.00
		IM	6	105,670.30	33,866,722.34	13,021.43	10,160.03	28,011,656.50
102050922	M/S M. N. ENTERPRISE	IM	1	1,733.00	634,447.76	901.25	600.84	617,787.85
102050924	ROLEX TRADING AGENCY	IM	5	76,940.00	37,829,565.45	22,419.26	14,946.16	9,352,619.33
102050925	H.R. INTERNATIONAL	IM	1	5,749.50	159,901.75	300.00	159.90	241,286.65
102050926	S. S. PRINCE CARGO SYSTEM	IM	4	25,036.50	8,909,426.60	8,618.67	5,745.78	7,967,041.38

**Government of the People's Republic of Bangladesh**  
**Custom House ICD, Kamlapur, Dhaka**

CV, ITC deduction at source

Fiscal Year : 2017-2018

Value in Tk. and Qnty in Kg

AIN	C & F Name	Type	BE NO	NETMASS	CUSTVALUE	CV	ITC	Total Tax
102050928	IFRAT ENTERPRISE	IM	106	1,945,652.44	477,830,654.19	337,786.32	225,190.89	234,386,732.21
102050930	MAMUN TRADERS	EX	33	393,800.00	7,693,678.46	0.00	6,584.09	0.00
102050931	SHA ALAM SHA SYNDICATE	IM	7	71,891.10	12,065,451.68	11,207.08	7,471.38	2,376,358.77
102050933	PACIFIC WAVE SHIPPING LINES	IM	73	758,054.78	132,944,749.14	128,063.19	85,375.43	104,725,735.52
102050934	H.K INTERNATIONAL CO.	EX	2	33,250.00	3,091,600.84	0.00	618.32	0.00
102050935	H.F. TRADE INTERNATIONAL	IM	20	271,672.19	32,966,840.33	33,168.02	22,112.02	26,311,941.91
102050939	BIRDS ASSOCIATES LTD.	EX	1	5,150.00	6,262,937.11	0.00	1,252.59	0.00
102050944	M.H. TRADING CO.	IM	6	79,799.40	12,927,341.10	11,583.36	7,722.24	4,855,431.58
102050946	TURNA TRADE LTD.	IM	19	200,317.48	50,535,276.20	42,457.52	28,305.03	49,109,800.80
102050947	J.A. TRADING CORPORATION	EX	2	6,810.96	6,792,337.76	0.00	1,358.47	0.00
		IM	15	635,750.00	67,423,321.11	0.00	20,227.00	27,974,999.62
102050948	U.K & DORIN TRADE(PVT) LTD.	IM	93	1,031,340.01	193,690,637.27	183,875.89	122,583.91	159,738,259.66
102050949	K. A. Traders	EX	89	424,559.21	201,879,855.11	0.00	42,640.93	0.00
		IM	14	76,628.26	121,728,737.59	69,488.69	46,325.78	167,483,008.56
102050950	M/S S. M. INTERNATIONAL	IM	5	21,969.30	6,275,779.94	7,311.84	4,874.56	3,739,845.45
102050952	BHANDARIA TRADE AGENCY	IM	16	187,515.82	39,317,097.52	34,473.38	22,982.26	19,936,558.73
102060957	MITALI AGENCY	EX	331	540,449.94	604,027,194.70	0.00	145,585.42	0.00
102060959	DYNAMIC FREIGHT SYSTEMS	IM	43	860,991.81	138,758,556.68	111,698.05	74,465.33	47,843,764.84
102060961	FOUR STAR TRADING CO.	IM	4	89,029.00	7,676,757.83	6,735.20	4,490.13	4,902,300.74
102060962	INTERFLAG TRADING AGENCY LTD.	IM	1	2,767.00	715,995.21	992.99	662.00	337,883.98
102060964	GREEN VIEW TRADE INTERNATIONAL	IM	19	167,459.18	50,730,266.79	40,693.35	27,128.88	19,590,735.22
102060967	JABUN CLEARING POINT	EX	1	1,053.00	1,424,214.06	0.00	284.84	0.00
		IM	25	429,219.10	34,895,955.71	39,649.15	26,432.73	19,278,851.47
102060969	CONCEPT & IDEAS	IM	35	450,393.50	72,481,011.10	68,465.87	45,643.89	55,618,601.57
102060971	G.M. ENTERPRISE	IM	1	16,740.00	2,670,826.46	2,364.37	1,576.25	1,890,843.87
102060972	RIYANKA INTERNATIONAL	EX	624	4,643,453.03	1,942,372,386.23	0.00	404,371.04	0.00
		IM	9	117,594.70	22,798,013.83	15,771.05	12,012.45	20,229,825.36
102060973	KALLY (BANGLADESH) LIMITED	IM	89	1,476,464.65	277,018,971.37	221,095.30	147,396.88	161,285,822.47
102060974	AQKRIH INTERNATIONAL LTD.	IM	5	90,248.00	15,233,471.96	11,279.69	7,519.79	4,067,320.88
102060975	SHAKIAT CONSTRUCTION	IM	9	339,407.64	97,360,245.90	54,274.61	36,183.06	42,856,135.94
102060976	SALVATION LOGISTICS LIMITED	IM	1	5,025.00	2,739,336.07	2,395.20	1,596.80	2,449,585.66
102060980	R.B. GROUP OF COMPANIES LTD.	EX	19	60,867.55	32,847,352.62	0.00	7,116.23	0.00
		IM	62	418,819.27	656,850,242.20	363,488.99	242,326.00	198,002,997.26
102060982	COMMITMENT INTERNATIONAL	IM	25	391,662.99	92,053,009.15	67,434.29	44,873.33	14,820,154.77
102070984	NEERA ENTERPRISE	IM	7	78,494.03	13,438,697.74	12,883.62	8,589.06	8,012,645.20
102070987	SHARMIN FREIGHT SYSTEMS LTD.	EX	464	1,060,995.08	796,901,090.10	0.00	163,210.05	0.00
		IM	2	35,983.00	2,417,901.74	2,938.43	1,958.95	2,162,150.71
102070989	ANTARALAY	IM	6	117,139.12	20,289,029.89	15,090.60	10,060.39	7,280,208.92

**Government of the People's Republic of Bangladesh**  
**Custom House ICD, Kamalapur, Dhaka**

CV, ITC deduction at source

Fiscal Year : 2017-2018

Value in Tk. and Qty in Kg

AIN	C & F Name	Type	BE NO	NETMASS	CUSTVALUE	CV	ITC	Total Tax
102090995	G.K. SYNDICATE(PVT) LIMITED	EX	9	23,717.03	28,114,372.88	0.00	5,622.87	0.00
102090996	SHAWON ENTERPRISE	IM	1	7,081.00	57,375.32	300.00	200.00	52,404.27
102090998	C.S ENTERPRISE LTD.	EX	1024	8,857,199.47	4,746,039,153.22	0.00	953,320.38	0.00
		IM	1	5,297.00	20,901.35	300.00	200.00	16,298.32
102091003	BRIGHT SHIPPING AGENCY LTD.	IM	51	657,231.52	127,780,595.17	107,123.75	71,415.85	96,363,645.72
102091004	PARENTS INT'L BUSINESS CENTRE	EX	51	426,118.50	479,121,805.03	0.00	95,824.37	0.00
		IM	1	8,268.60	1,626,813.53	1,782.61	1,188.41	603,116.40
102091005	REGAL TRADING	IM	16	236,837.30	35,423,274.14	32,318.55	21,545.71	19,695,527.71
102091010	LUPA ENTERPRISE	EX	1	5,984.00	1,249,160.00	0.00	249.83	0.00
		IM	2	14,036.96	2,968,882.45	3,351.66	2,234.45	3,147,631.71
102091013	TAXMART INTERNATIONAL	EX	186	775,554.37	897,636,551.11	0.00	180,969.31	0.00
102091014	RIAZ ENTERPRISE	EX	49	354,794.68	143,276,929.95	0.00	28,986.60	0.00
		IM	1	11,900.00	503,700.92	754.16	502.78	156,500.58
102091015	WELKIN INTERNATIONAL AGENCY	EX	689	1,303,821.71	1,173,021,679.18	0.00	276,022.77	0.00
102091017	JOY & JOTI ENTERPRISE	IM	3	82,321.00	11,979,492.90	8,600.04	5,733.36	11,124,466.10
102101027	J.A INTERNATIONAL	EX	277	553,490.88	540,231,065.18	0.00	121,714.04	0.00
		IM	3	40,821.00	2,848,336.52	3,593.05	2,395.36	2,547,056.73
102101028	FAITH INTERNATIONAL	EX	488	6,188,703.88	1,951,782,501.35	0.00	392,183.00	0.00
		IM	2	33,338.00	2,778,198.20	3,208.65	2,139.10	1,923,655.28
102101029	AJANTA ENTERPRISE	IM	26	538,316.11	71,909,374.30	59,822.99	39,881.98	57,232,000.39
102101030	PRAGGAPAN INTERNATIONAL	IM	2	7,263.00	941,430.51	1,394.22	929.48	349,021.06
102101031	DULAL BROTHERS LTD.	EX	243	334,613.79	390,921,959.23	0.00	79,928.56	0.00
102101039	BOSTON ENTERPRISE	IM	20	327,933.87	45,206,885.02	41,026.41	27,350.97	38,596,093.37
102101040	ICHAMOTI CORPORATION	IM	1	18,862.00	3,887,996.42	2,912.10	1,941.40	483,910.07
102101041	BALAKA TRADERS	EX	28	92,516.85	72,414,586.23	0.00	14,482.92	0.00
102101043	M.R.L INTERNATIONAL	EX	772	2,438,861.63	3,186,991,914.71	0.00	646,942.09	0.00
102101046	K.B ENTERPRISE	IM	10	74,811.32	5,362,716.76	7,678.27	5,118.83	7,293,618.41
102111050	ORCHARD SYNDICATE	IM	25	252,256.50	55,610,502.18	52,283.10	34,855.43	21,374,021.28
102111052	M.A HOSSAIN C&F LTD.	IM	12	114,078.00	28,124,683.35	25,849.35	17,232.91	11,259,877.73
102111053	FAR TRADE LINKERS	IM	2	15,320.00	38,124,641.04	19,481.09	12,987.39	381,246.41
102111055	HYDROCHEM, BAMGLADESH	IM	6	73,517.28	23,199,361.16	16,993.79	11,329.18	8,139,934.20
102111057	J.F ENTERPRISE	EX	27	84,517.06	88,668,153.08	0.00	18,024.10	0.00
		IM	23	276,107.45	42,870,955.80	38,249.63	25,499.73	33,244,238.30
102111060	RINA C & F CENTRE LIMITED	EX	95	1,001,134.45	466,299,976.21	0.00	93,957.45	0.00
		IM	1	5,752.00	550,933.76	807.30	538.20	323,318.26
102120001	MORIOM ENTERPRISE	IM	2	2,026.00	2,905,140.06	3,056.71	2,037.81	3,714,046.67
102120002	SHIPON ENTERPRISE	IM	39	514,018.15	91,501,520.61	77,520.51	51,680.33	77,019,464.51
102120003	M/S. GRADUATE INTERNATIONAL	IM	2	11,450.00	1,491,595.16	2,053.05	1,368.69	887,681.09

**Government of the People's Republic of Bangladesh**  
**Custom House ICD, Kamlapur, Dhaka**

CV, ITC deduction at source  
Fiscal Year : 2017-2018

Value in Tk. and Qnty in Kg

AIN	C & F Name	Type	BE NO	NETMASS	CUSTVALUE	CV	ITC	Total Tax
102120008	DHAKA ENTERPRISE	IM	15	127,711.20	119,692,570.58	70,576.42	47,050.93	17,657,035.81
102120009	M/S Service Lines	IM	1	16,140.00	2,608,501.59	2,336.33	1,557.55	821,678.00
102120011	M/S MARUF SYNDICATE	EX	462	3,540,681.06	2,074,206,967.89	0.00	417,991.40	0.00
102130012	S T TRADING BD LIMITED	EX	28	65,346.56	67,708,329.21	0.00	13,541.67	0.00
		IM	104	1,167,289.48	201,489,987.34	190,699.25	127,132.89	152,058,881.52
102130014	ANANYO TRADING	IM	89	830,538.04	176,438,723.43	166,644.87	111,044.56	163,734,884.05
102130016	S A S INTERNATIONAL	IM	341	5,114,213.88	748,454,457.83	687,246.30	458,157.47	523,575,758.11
102130018	M/S FIROZ ENTERPRISE	IM	44	981,930.26	93,129,742.72	84,187.80	56,125.18	54,710,430.32
102130019	M/S TAJ INTERNATIONAL	IM	3	97,720.00	11,613,835.11	8,546.68	5,697.78	2,547,486.77
102130020	ANGEL FREIGHT SYSTEMS	EX	2	12,067.00	12,767,144.77	0.00	2,553.43	0.00
		IM	98	761,506.17	130,346,365.32	149,563.79	99,709.26	155,897,101.21
102130023	RATUL TRADE CORPORATION	IM	37	1,024,189.65	168,637,064.96	113,578.17	75,718.79	147,406,973.56
102130024	TARIM TRADE	IM	16	294,067.40	69,208,400.97	49,717.43	33,144.94	5,515,831.10
102130025	N. N. ENTERPRISE	IM	88	1,149,734.57	196,100,389.33	178,821.69	119,214.52	106,209,488.06
102130027	S. H. ENTERPRISE	IM	13	83,386.30	30,489,022.59	27,840.63	18,560.43	17,606,425.64
102130028	EXPRESS AGENT	IM	15	174,096.69	204,838,289.88	73,751.16	65,326.48	664,875,256.80
102130029	ARPAN CORPORATION	EX	181	385,885.81	430,686,446.17	0.00	89,691.17	0.00
102130032	A.B. INTERNATIONAL LTD.	IM	33	511,759.38	87,778,838.01	75,788.39	50,525.60	34,747,206.39
102140037	TAKE CARE CARGO SYSTEM	EX	5	76,123.42	66,938,538.17	0.00	13,387.72	0.00
		IM	84	1,390,803.08	192,394,007.45	173,557.37	115,704.92	185,172,785.17
102140038	H. T. M ENTERPRISE (PVT.) LTD.	IM	171	3,111,177.89	531,594,889.85	416,747.48	277,831.64	280,225,663.77
102140039	ACTIVE LOGISTICS LTD.	EX	834	2,739,509.94	1,422,286,997.02	0.00	339,522.44	0.00
102140040	AFRA TRADING AGENCY	IM	125	1,454,201.69	294,249,193.42	260,727.32	173,661.92	189,412,201.10
102140041	ADVANCED TRADING SYSTEM	IM	68	2,431,802.00	134,315,263.73	132,528.88	88,352.56	54,378,396.23
102140042	SIMCO TRADE INTERNATIONAL	IM	2	25,618.90	4,883,609.83	4,420.90	2,947.27	4,983,738.39
102140044	PIONEER APPARELS LIMITED	EX	1	2,350.00	3,967,497.29	0.00	793.50	0.00
102140045	SPEED LINK CLEARANCES	IM	34	281,372.77	97,570,995.40	80,579.84	53,719.87	76,721,856.56
102140046	S. F. TRADING CORPORATION	EX	102	267,810.90	974,560,166.50	0.00	196,506.10	0.00
		IM	2	22,444.00	1,780,166.45	2,303.14	1,535.43	716,318.37
102140047	M/S IFTY TRADERS	IM	64	551,779.72	96,365,408.31	106,459.47	70,972.96	108,035,880.67
102140048	H. S. TRADERS	IM	55	455,965.61	95,042,657.81	99,038.65	66,025.76	95,244,629.97
102140049	ZARA ENTERPRISE	IM	19	174,001.90	31,271,488.26	33,503.55	22,335.69	38,686,119.70
102140050	M/S AFRIN ENTERPRISE	IM	7	67,970.00	18,698,393.69	16,321.95	10,881.31	23,386,496.09
102140051	R N TRADE INTERNATIONAL	IM	52	825,721.51	102,909,730.28	91,868.43	61,811.88	55,269,665.31
102140052	M/S R. A. INTERNATIONAL	IM	23	229,407.32	65,334,994.54	55,057.96	36,705.31	65,648,641.98
102140054	KASFIA INTERNATIONAL	EX	1	9,333.00	6,131,250.00	0.00	1,226.25	0.00
		IM	19	438,715.00	33,670,518.83	29,495.00	19,660.43	15,702,684.00
102140055	E.H. TRADING	IM	41	791,391.39	121,768,858.96	91,985.37	61,323.58	97,883,094.60

**Government of the People's Republic of Bangladesh**  
**Custom House ICD, Kamlapur, Dhaka**

CV, ITC deduction at source

Fiscal Year : 2017-2018

*Value in Tk. and Qnty in Kg*


AIN	C & F Name	Type	BE NO	NETMASS	CUSTVALUE	CV	ITC	Total Tax
102140056	M/S N. M TRADERS	IM	53	1,173,210.41	115,393,254.44	106,753.59	71,169.08	113,188,203.39
102140057	TRANSMARINE LOGISTICS LTD.	EX	822	2,713,950.14	3,793,042,450.58	0.00	769,120.86	0.00
102140060	L'ORIENT SHIPPING AGENCY	IM	40	356,527.62	342,087,194.26	196,801.72	131,201.11	44,579,973.64
102140061	M. L. A. SYNDICATE	IM	21	151,051.90	20,986,716.92	26,548.87	17,699.27	15,681,880.60
102140063	M/S ARFAN FREIGHT SOLUTION LTD.	IM	1	4,100.00	1,186,247.26	1,452.19	968.12	482,511.82
102140064	ARMINTA ZAHIR	IM	1	7,387.00	909,266.93	1,210.43	806.95	883,429.37
102140066	PALASH TRADERS	IM	9	123,995.60	22,497,078.58	19,505.04	13,003.35	20,103,703.23
102140069	YEA NOOR INTERNATIONAL	IM	5	50,955.00	16,055,238.71	12,969.45	8,646.32	8,595,865.27
102140070	M/S BABUL TRADING HOUSE	EX	2	5,549.20	964,229.34	0.00	400.00	0.00
		IM	13	125,697.36	21,703,993.55	21,704.01	14,469.34	12,325,298.29
102140071	M. R. ENTERPRISE	IM	19	300,543.15	39,411,998.16	38,039.16	25,359.42	16,487,313.51
102140072	ABEDA TRADING	IM	5	38,446.80	7,621,227.09	7,911.69	5,274.45	4,532,021.03
102140073	ONON TRADE INTERNATIONAL	IM	101	1,823,813.34	292,931,562.46	235,368.57	156,912.34	174,682,284.71
102150074	SST LOGISTIC	IM	7	27,031.00	21,370,262.09	17,217.64	11,478.44	124,559,818.34
102150076	EXPRESS AGENT	IM	15	188,298.55	49,592,521.30	39,374.08	26,249.37	12,713,740.94
102150077	SHARA ENTERPRISE	IM	104	1,961,331.97	329,719,307.01	265,101.56	176,734.41	178,734,554.04
102150078	M/S L. T. SYNDICATE	IM	29	593,175.26	99,972,195.95	69,092.46	46,805.40	60,820,616.13
102150079	M/S J S ENTERPRISE	IM	48	549,727.79	84,752,001.63	85,830.51	57,220.31	61,772,030.11
102150080	EMON ENTERPRISE	IM	9	161,813.28	26,317,176.90	19,825.66	13,217.11	21,803,468.22
102150081	AGAMEE ENTERPRISE	IM	79	975,714.91	106,614,077.95	120,983.50	80,655.64	93,602,591.15
102150083	RADIANT LINES	EX	29	345,601.00	47,973,447.99	0.00	9,594.68	0.00
		IM	26	195,279.14	86,298,045.36	55,361.03	36,750.81	22,309,176.48
102150084	LABIB ENTERPRISE	EX	420	970,337.96	488,733,791.99	0.00	126,176.53	0.00
		IM	207	3,012,176.07	493,222,569.53	424,545.56	283,006.58	279,037,085.34
102150085	A & E INTERNATIONAL	IM	2	11,668.20	5,790,651.90	4,738.70	3,159.14	1,789,291.32
102150086	SHAMS FREIGHT SYSTEMS LTD.	EX	1	4,500.00	7,629,668.83	0.00	1,525.93	0.00
		IM	19	1,614,704.00	332,653,216.75	6,772.71	99,795.97	40,508,206.06
102150087	ASMA TRADE INTERNATIONAL	IM	204	2,950,777.50	452,719,310.43	417,230.81	278,153.88	370,693,882.73
102150089	M/S AAREEZ ENTERPRISE	IM	1	6,050.00	801,552.36	1,089.25	726.16	177,395.90
102150091	MAK LOGISTICS	IM	24	6,614,718.67	1,199,486,352.44	0.00	359,845.90	74,920,323.40
102150092	K. S. M. ENTERPRISE	IM	5	69,267.69	13,706,885.56	11,407.40	7,604.94	3,397,723.44
102150093	PNSH CORPORATION LTD.	IM	28	548,839.20	45,567,446.35	46,323.55	30,882.36	33,466,501.12
102160095	RASEL PALASH SYNDICATE	IM	84	864,055.36	133,497,815.91	143,136.96	95,424.62	103,270,025.35
102170096	POLICE HEADQUATER'S	IM	5	7,904.00	221,850,792.23	105,645.36	70,430.24	104,811,502.76
102180102	M/S. PROCHYA	IM	3	16,324.00	2,777,690.46	3,639.64	2,426.42	3,170,464.80
102880001	A.G.ENTERPRISE LIMITED	IM	5	53,086.30	8,634,861.92	8,957.97	5,971.97	4,736,041.79
102880006	DAWN INTERNATIONAL CO. LTD.	IM	15	788,356.50	90,701,090.23	58,252.99	38,835.33	23,868,572.40
102880010	FARCO SYNDICATE	EX	18	191,466.25	42,087,615.86	0.00	8,764.94	0.00

**Government of the People's Republic of Bangladesh  
Custom House ICD, Kamlapur, Dhaka**

CV, ITC deduction at source  
Fiscal Year : 2017-2018

Value in Tk. and Qnty in Kg

AIN	C & F Name	Type	BE NO	NETMASS	CUSTVALUE	CV	ITC	Total Tax
		IM	649	27,380,299.30	5,541,719,624.86	3,222,095.97	2,148,064.05	2,326,442,132.43
102880012	A. AKBAR ENTERPRISE (PTE) LTD.	EX	474	518,868.37	671,523,169.70	0.00	160,175.00	0.00
102880015	M. A. LATIF	IM	29	542,404.42	100,680,515.30	75,754.61	50,503.09	90,176,652.61
102880018	JAHIR & SONS CO.(PVT) LTD.	IM	101	1,807,662.09	235,410,664.71	213,676.73	142,451.20	183,796,731.41
102880019	JAHAN AND CO.	IM	79	1,323,461.36	109,060,372.40	122,421.16	81,614.10	102,705,514.97
102880021	ALIF INTERNATIONAL AGENCY	EX	115	1,345,363.45	248,777,021.39	0.00	51,388.77	0.00
		IM	26	327,759.77	53,663,232.30	51,775.37	34,516.91	29,462,414.15
102880022	HOME BOUND PACKERS AND SHIPPERS	EX	178	686,198.32	182,752,949.21	0.00	55,492.47	0.00
		IM	315	2,182,687.34	1,720,840,192.56	1,043,433.70	694,308.62	1,980,188,939.55
102880026	TIVOLY ENTERPRISE	IM	30	3,466,000.70	146,086,588.93	96,787.42	64,524.97	67,448,670.14
102880029	AZAD TRADERS	IM	149	2,955,033.16	1,884,781,763.86	1,011,935.28	674,623.50	253,555,805.36
102880032	BADAL & COMPANY	IM	4	62,331.00	3,674,055.74	4,781.39	3,187.59	1,012,804.51
102880034	EPSEETA INTERNATIONAL LTD.	IM	2	125,482.50	22,862,148.26	12,612.97	8,408.65	11,934,041.39
102880035	RAHMAN ENTERPRISE	EX	1	3,445.00	5,743,242.77	0.00	1,148.65	0.00
		IM	6	165,437.01	24,277,507.75	17,452.96	11,635.30	8,260,658.17
102880040	ACME TRADERS	IM	6	39,641.56	7,692,515.17	8,879.83	5,919.90	5,587,870.44
102880041	SHAHID & ALAMGIR CO. LTD.	IM	23	708,033.04	130,861,332.10	83,904.59	55,936.38	51,977,998.77
102880045	OMAR & SONS	IM	29	306,324.07	51,706,774.62	50,792.33	33,861.60	29,573,571.84
102880047	SANAULLAH TRADING HOUSE	EX	18	27,253.70	30,506,191.77	0.00	6,842.09	0.00
		IM	1	7,827.05	107,575,194.54	49,571.34	33,047.56	29,951,531.31
102880052	M. RAFIQU L ISLAM AND CO.	IM	27	435,698.60	70,802,120.57	61,272.08	40,848.05	30,938,970.80
102880053	HASAN SANJARI	IM	25	461,896.95	67,784,681.34	56,225.13	37,483.40	36,746,451.34
102880055	TALUKDER TRADE AGENCY	IM	35	582,269.76	86,346,964.25	76,106.26	50,737.52	47,158,984.11
102880056	ALAM BROTHERS	EX	298	720,351.13	668,961,900.27	0.00	148,698.65	0.00
		IM	9	96,181.59	9,965,925.56	9,368.64	6,125.28	5,683,693.86
102880065	KHAWJA TRADING AGENCY	IM	12	875,919.00	279,680,555.87	139,806.26	93,204.18	76,654,954.23
102880067	AL-AFSAR TRADERS	EX	2	11,800.00	4,121,234.99	0.00	824.25	0.00
		IM	2	30,260.80	8,085,841.27	5,963.63	3,975.75	2,530,618.27
102880070	PATWARY AND CO.	IM	73	1,021,095.59	238,613,438.72	181,109.77	120,739.85	121,052,680.39
102880071	RISING ENTERPRISE	IM	2	3,850.00	5,376,965.00	4,744.63	3,163.09	0.00
102880075	CONTINENTAL CARGO SERVICES LTD.	EX	10	5,786.52	13,699,661.24	0.00	3,063.98	0.00
102880077	SHAHEEN ENTERPRISE	IM	4	63,886.24	7,160,788.16	7,620.60	5,080.40	3,514,526.31
102880078	ALAM TRADE AGENCY	IM	1	3,457.50	580,732.41	840.82	560.55	346,821.49
102880079	PARVIN TRADERS	IM	24	247,158.15	45,978,339.65	45,307.19	30,204.79	32,109,657.05
102880106	SEA INTERNATIONAL AGENCIES LTD.	IM	1	6,845.80	1,089,598.53	1,379.70	919.80	675,930.35
102890090	HELEN TRADE INTERNATIONAL (PVT) LTD	IM	3	73,214.35	13,052,046.24	9,360.92	6,240.62	3,900,872.06

  
 ব.এম. সাইদুর রহমান  
 প্রোগ্রামার  
 কাস্টম হাউজ, আইসিডি  
 কামলাপুর, ঢাকা।



**Government of the People's Republic of Bangladesh**  
**Custom House ICD, Kamlapur, Dhaka**

CV, ITC deduction at source  
Fiscal Year : 2017-2018

*Value in Tk. and Qnty in Kg*

AIN	C & F Name	Type	BE NO	NETMASS	CUSTVALUE	CV	ITC	Total Tax
102890092	A. D. ENTERPRISE PVT. LTD.	IM	2	30,064.27	4,683,214.25	4,366.80	2,911.20	1,736,230.50
102890093	HIMANI INTERNATIONAL AGENCY	IM	4	29,129.20	10,281,519.58	8,128.77	5,414.21	5,459,200.67
102890094	BHUIYAN TRADE AGENCY	IM	85	708,811.97	121,183,913.95	135,752.76	90,501.85	121,940,641.15
102890096	S. M. JASHIM UDDIN	IM	349	6,506,623.94	1,029,918,892.47	809,836.12	539,736.81	466,873,127.39
102890098	JHARNA TRADERS	EX	2	7,938.00	12,654,491.25	0.00	2,530.90	0.00
		IM	5	74,575.00	17,868,975.16	1,643.58	5,360.69	14,126,374.61
102890104	SUJAN ENTERPRISE	IM	9	110,177.90	20,623,407.31	18,173.57	12,115.72	8,800,952.41
102900114	T. Z. TRADING & CO.	EX	30	69,889.85	84,006,979.58	0.00	17,880.53	0.00
102900115	SPEED KING	IM	84	1,244,198.46	542,302,760.83	339,618.92	226,412.61	571,110,252.04
102900120	AL-FATTAH AGENCY	EX	129	299,929.23	285,429,215.43	0.00	61,924.82	0.00
		IM	130	1,473,043.75	409,930,246.71	323,135.55	215,423.67	164,598,845.59
102900129	NOVO CARGO SERVICES LTD.	EX	5	10,686.00	6,634,950.25	0.00	1,443.49	0.00
102910133	MEDIA INTERNATIONAL	IM	1	7,680.90	1,157,621.30	1,430.72	953.81	777,488.77
102910134	DREAM INTERNATIONAL	IM	102	1,860,673.95	333,092,079.87	262,243.58	174,829.06	155,510,192.97
102910138	KHAIR BROTHERS	IM	16	213,882.58	42,731,798.79	36,197.33	24,131.55	28,381,532.68
102910139	SHOPAN ENTERPRISE LTD.	EX	7	25,258.10	13,723,529.93	0.00	2,744.70	0.00
102910140	CHOWDHURY & CO.	EX	100	615,200.49	309,654,584.81	0.00	62,537.70	0.00
102910142	ALAUDDIN	IM	12	482,272.01	295,800,713.56	147,060.31	98,040.23	27,923,180.09
102910143	SAINT MARTIN COMMODITIES LTD.	IM	4	23,036.30	106,989,914.56	51,306.75	34,204.50	18,233,650.40
102910145	S. R. ENTERPRISE	IM	14	174,037.47	57,712,223.61	42,134.26	28,089.51	50,526,103.27
102910148	N.HAIDER & CO.(PVT) LTD.	EX	18	162,054.62	180,059,145.40	0.00	36,011.84	0.00
		IM	2	22,471.01	10,177,674.01	6,904.96	4,603.30	2,167,950.85
102910152	CO-OPERATORS ENTERPRISE	EX	396	587,127.25	703,184,206.46	0.00	160,744.15	0.00
		IM	1	16,370.00	1,321,654.86	1,553.74	1,035.83	775,381.18
102910156	NEW LIGHT SHIPPERS & TRADERS	IM	76	1,591,433.62	466,586,808.83	294,742.99	196,495.32	166,362,950.39
102910157	RUMEL ENTERPRISE	IM	1	21,383.40	5,343,142.11	3,566.91	2,377.94	572,784.83
102910167	PARADISE CORPORATION PVT. LTD.	IM	10	151,645.50	12,997,124.94	14,691.13	9,794.10	4,408,113.32
102910172	ALADEEN	EX	4	36,275.70	39,259,753.64	0.00	7,851.96	0.00
		IM	5	76,869.50	16,174,302.42	13,076.82	8,717.88	5,711,346.89
102910175	KASHEM & BROTHERS	IM	3	45,590.00	6,216,553.54	5,964.29	3,976.20	4,029,450.17
102910176	KALKINI COMMERCIAL AGENCY LTD.	EX	10	11,553.12	10,775,298.48	0.00	2,409.18	0.00
		IM	18	237,286.91	207,310,617.50	113,267.05	75,511.37	19,608,704.29
102910177	N. AND FAM LTD.	EX	51	156,242.43	381,995,949.28	0.00	76,594.10	0.00
102910183	SELECTED TRADERS	IM	13	184,288.22	36,360,592.98	31,325.87	20,883.91	20,282,055.05
102910191	AFTASIA AGENCY INTERNATIONAL	IM	3	56,210.00	9,363,796.46	7,701.21	5,134.14	11,971,050.17
102910196	EXCEL TRADE LINK	IM	10	284,503.90	146,971,048.45	74,121.75	49,355.64	3,950,745.10

**Government of the People's Republic of Bangladesh**  
**Custom House ICD, Kamlapur, Dhaka**

CV, ITC deduction at source  
Fiscal Year : 2017-2018

Value in Tk. and Qty in Kg

AIN	C & F Name	Type	BE NO	NETMASS	CUSTVALUE	CV	ITC	Total Tax
102910197	TALENT INTERNATIONAL	EX	296	550,002.17	657,157,867.63	0.00	145,420.45	0.00
102910207	JEWEL ENTERPRISE	IM	11	126,984.00	34,138,937.30	28,150.03	18,766.69	8,790,776.35
102910212	OPEX GROUP OF INDUSTRIES	EX	2	24,513.40	7,590,342.27	0.00	1,518.06	0.00
102920216	GRAM BANGLA AGENCY	IM	3	7,825.00	70,400,537.66	35,167.74	23,445.16	12,760,480.37
102920218	ORCHID SYNDICATE LTD.	IM	4	21,233.80	6,140,704.54	6,603.05	4,402.03	6,173,996.30
102920223	GILI GILI ENTERPRISE	IM	31	501,558.30	78,039,349.56	67,336.77	44,891.19	55,121,021.10
102920226	MAADHYAM	EX	16	12,239.74	17,792,858.19	0.00	4,297.30	0.00
		IM	7	87,436.00	20,410,746.13	16,413.86	10,942.58	13,258,464.35
102920228	AKASH CORPORATION	IM	82	1,345,842.99	228,145,294.45	193,224.03	128,816.05	90,199,197.13
102920229	M. Z. TRADING	EX	53	619,258.80	192,135,043.55	0.00	38,529.00	0.00
102920233	HUSSAIN & HASAN ENTERPRISE	EX	64	816,863.00	278,026,773.70	0.00	55,716.86	0.00
		IM	25	231,451.98	45,928,144.22	44,817.00	29,877.98	29,496,562.25
102920234	STAR INTERNATIONAL	IM	20	193,184.64	39,587,845.22	37,809.59	25,206.42	33,290,683.36
102920236	MEGHNA TRADING CO.	EX	227	1,463,139.86	1,125,533,225.11	0.00	225,451.78	0.00
102920238	INTERNATIONAL TRADING SERVICES LTD.	EX	344	850,648.04	676,009,211.25	0.00	142,783.49	0.00
102920241	HAP INTERNATIONAL	EX	60	4,881,660.00	1,007,610,072.29	0.00	201,522.05	0.00
		IM	23	868,000.00	129,973,041.21	58,487.85	38,991.95	40,941,507.96
102920258	GREAT BEAM ASSOCIATES	EX	1	1,904.00	1,443,683.74	0.00	288.74	0.00
		IM	1	6,100.00	3,894,155.24	2,914.87	1,943.25	38,941.55
102920260	SHAHABUDDIN ENTERPRISE	IM	20	4,370,370.00	792,531,874.31	367,734.17	245,156.11	208,723,368.64
102920262	I.B. TRADING SYNDICATE	IM	5	59,460.92	21,172,259.01	15,256.50	10,170.98	9,729,956.63
102920270	GOODLUCK C&F AGENT (PVT) LIMITED	IM	8	51,830.00	9,234,159.42	10,256.42	6,807.58	8,155,718.96
102920274	MADONA INTERNATIONAL	EX	332	1,375,899.57	2,071,549,417.78	0.00	415,557.47	0.00
		IM	4	17,932.00	4,174,911.74	4,740.09	3,160.05	3,058,911.22
102920276	SHINY SHIPPING SEVICES	IM	2	27,402.49	6,061,437.12	5,052.65	3,368.43	1,727,633.16
102920282	MONI TRADING CORPORATION	EX	64	318,314.53	284,809,124.54	0.00	57,838.53	0.00
102920284	SARDER TRADE AGENCY	IM	89	1,551,812.54	226,812,346.04	196,658.64	131,105.78	146,627,933.26
102920287	B.S.A. ENTERPRISE	IM	3	222,000.00	4,212,228.39	4,846.66	3,231.12	3,766,684.34
102920292	SHOAB ENTERPRISE	IM	125	4,562,560.22	402,726,733.99	314,539.92	209,693.36	210,113,757.37
102920293	SAIFUL ALAM	IM	33	261,950.40	46,040,610.93	52,947.11	35,298.08	59,013,825.15
102920294	TRISHNA ENTERPRISE	IM	1	13,700.00	1,711,626.39	1,846.22	1,230.81	1,004,476.56
102920299	CHANDPUR TRADING AGENCIES	IM	12	145,074.24	125,918,401.16	70,613.30	47,075.52	17,020,663.80
102920304	LUBNA PRIVATE LTD.	EX	56	231,584.87	292,876,441.82	0.00	58,679.93	0.00
		IM	1	3,834.00	2,122,721.75	2,117.72	1,411.82	21,227.22
102920312	RUPALI AGENCY	IM	10	153,803.47	26,840,788.76	21,428.71	14,285.79	8,523,119.34
102920313	AMI INTERNATIONAL	IM	216	3,718,812.25	553,306,959.92	464,888.71	309,925.74	417,540,055.33
102920318	S. U. AHMED & SONS LTD.	IM	27	341,088.98	70,672,768.31	61,983.72	41,322.46	69,425,077.39

**Government of the People's Republic of Bangladesh**  
**Custom House ICD, Kamlapur, Dhaka**

CV, ITC deduction at source  
Fiscal Year : 2017-2018

*Value in Tk. and Qnty in Kg*

AIN	C & F Name	Type	BE NO	NETMASS	CUSTVALUE	CV	ITC	Total Tax
102920323	JEACON GARMENTS LTD.	EX	1	5,655.50	4,186,931.52	0.00	837.39	0.00
102930327	JALALABAD AGENCIES	IM	24	245,030.08	37,420,401.25	39,902.56	26,601.75	37,079,651.00
102930334	RUSANI ENTERPRISE	EX	65	60,997.73	153,719,261.15	0.00	33,335.65	0.00
		IM	1	1,280.00	185,025.43	300.00	185.03	114,895.88
102930337	S. M. TARIQUE (PVT) LTD.	EX	5	10,078.47	17,359,451.78	0.00	3,471.89	0.00
102930343	CHANDPUR TRADING CORPORATION	IM	1	5,322.00	715,539.07	992.48	661.65	475,162.05
102930344	JOY TRADERS	EX	2	9,717.00	14,650,943.92	0.00	2,930.19	0.00
102930345	AZAD CLEAFORD AGENCIES	IM	32	3,910,269.86	728,890,551.73	335,752.38	230,297.85	189,190,521.71
102930347	THE CHISTIA AGENCIES	IM	14	147,608.02	45,867,550.03	36,382.49	24,255.01	65,795,774.21
102930348	S. M. TRADERS	IM	331	3,366,183.18	10,032,758,006.85	4,887,933.37	3,258,536.31	611,639,259.01
102930366	BARLAW PACKERS & SHIPPERS	EX	3	7,600.00	1,186,000.00	0.00	600.00	0.00
		IM	3	5,295.00	4,198,995.60	3,533.38	2,322.36	0.00
102930373	M. S. ENTERPRISE	EX	5	44,948.50	63,302,102.38	0.00	12,766.70	0.00
102930375	PROMINENT ENTERPRISE	IM	1	7,500.00	2,095,846.46	2,105.63	1,403.75	128,212.73
102930377	AGRADOOT TRADERS LTD.	IM	44	2,278,789.80	910,671,864.57	460,952.36	307,301.56	251,069,207.45
102930379	BENGAL PACKERS & MOVERS	IM	1	5,240.00	74,451.74	300.00	200.00	54,936.90
102930381	MEMORIAL ENTERPRISE	EX	23	65,601.41	68,958,636.35	0.00	14,198.56	0.00
102930389	JAMES INTERNATIONAL	IM	8	26,687.90	44,543,711.73	28,598.84	19,065.93	7,797,825.60
102940412	RELIANCE TRADE INTERNATIONAL	IM	17	162,810.89	32,549,843.29	32,072.00	21,381.34	21,083,338.39
102940413	S.G.S CO.	IM	4	62,918.00	339,061,570.13	157,012.01	104,674.66	18,696,734.13
102940418	B. S. C. CARGO HANDLE CO.	EX	47	1,437,008.00	249,155,966.45	0.00	47,844.52	0.00
102940425	UTHALI ENTERPRISE	IM	19	200,553.76	34,725,183.94	33,702.47	22,468.30	30,177,884.34
102940431	S.H. INTERNATIONAL	IM	45	1,202,717.91	177,727,985.66	123,263.04	82,175.36	179,657,494.46
102940439	SARABOR TRADING CO.	EX	68	161,002.85	194,178,135.79	0.00	40,982.36	0.00
102940442	LIAQUOT & CO.	IM	5	23,225.48	8,102,709.82	8,613.51	5,742.34	5,764,817.65
102940448	PURHASHA INTERNATIONAL	IM	65	976,513.09	477,623,609.24	290,028.44	193,352.31	255,689,307.36
102940452	RASA TRADE ENTERPRISES LTD.	EX	35	80,122.34	78,802,833.61	0.00	16,297.18	0.00
		IM	37	219,810.03	76,585,934.67	70,298.67	46,794.28	45,439,957.32
102940456	NAZ ENTERPRISE	EX	10	24,182.80	34,860,780.29	0.00	7,564.65	0.00
102940458	MIR EXPRESS LTD	EX	6	38,918.90	43,871,635.48	0.00	8,921.60	0.00
102950466	ANGEL SHIPPING LTD	EX	5	86,148.00	17,704,974.68	0.00	3,540.99	0.00
102950467	COMA CREATION	IM	34	536,230.73	126,075,190.67	88,447.69	58,965.13	58,303,348.25
102950471	EXCEL FREIGHT SYSTEMS LTD.	EX	13	40,805.24	62,596,329.62	0.00	12,519.24	0.00
		IM	2	22,900.00	2,025,012.18	2,594.84	1,729.89	650,803.62
102950473	FEDERAL FREIGHT SYSTEM LTD.	EX	332	1,243,988.50	1,135,175,051.30	0.00	233,847.81	0.00
102950475	CALIFORNIA INTERNATIONAL LTD.	IM	60	1,084,727.70	164,296,843.43	138,567.40	92,378.31	82,048,744.24

**Government of the People's Republic of Bangladesh**  
**Custom House ICD, Kamlapur, Dhaka**

CV, ITC deduction at source

Fiscal Year : 2017-2018

Value in Tk. and Qnty in Kg

AIN	C & F Name	Type	BE NO	NETMASS	CUSTVALUE	CV	ITC	Total Tax
102950476	BENGAL FRIENDS & COMPANY	IM	15	338,125.38	25,765,221.24	24,352.67	16,235.11	19,954,615.82
102950482	ESTERN AGENCY	IM	79	839,677.16	161,480,530.72	155,053.34	103,368.90	79,248,599.73
102950483	A. M. ENTERPRISE LIMITED	EX	322	568,667.01	613,260,597.70	0.00	135,475.27	0.00
102950486	MANAS ENTERPRISE	IM	349	4,096,910.05	692,792,689.82	662,100.72	441,400.58	539,480,135.05
102950493	PRIANKA SYNDICATE	IM	17	192,854.58	47,359,502.90	39,627.97	26,418.67	45,761,796.34
102950494	SHAPLA ASSOCIATE LIMITED	EX	3	59,024.00	2,958,550.00	0.00	591.71	0.00
102950499	TONMOY ENTERPRISE	EX	10	17,017.89	19,779,898.12	0.00	4,596.63	0.00
		IM	9	38,592.20	64,588,756.02	38,897.30	25,931.53	21,197,739.13
102950505	KABIR ENTERPRISE	IM	3	82,500.00	11,413,707.24	6,968.93	4,974.12	4,143,780.69
102950507	SETU CENTRE	EX	10	24,176.00	30,737,980.56	0.00	6,319.10	0.00
		IM	3	36,078.00	10,923,460.84	8,403.06	5,602.04	5,074,394.65
102950511	TALUKDER TRADERS	IM	4	49,649.41	8,488,330.85	8,319.22	5,546.16	3,120,263.69
102960517	SAKHAWAT ENTERPRISE	IM	24	2,847,885.54	579,561,790.57	287,142.09	191,428.04	2,306,229.44
102960518	MADINA INTERNATIONAL AGENCY	IM	2	36,941.00	13,607,761.95	8,448.49	5,632.33	12,537,852.35
102960519	BABUL ENTERPRISE	IM	75	1,139,232.99	330,249,094.79	231,590.43	154,393.59	150,952,592.29
102960522	SONIA INTERNATIONAL	IM	3	53,028.40	7,594,921.50	6,665.51	4,443.67	1,307,095.98
102960523	EASY LINE	IM	10	178,072.50	40,324,174.88	29,102.28	19,401.52	18,465,121.69
102960527	K. P. & SONS	IM	28	5,168,575.00	1,022,842,545.26	475,391.63	316,927.74	263,381,955.40
102960528	SHAKIL & SUJAN ENTERPRISE	IM	6	154,019.00	59,632,899.95	33,809.81	22,539.87	56,093,962.78
102960529	NEW AZAD TRADERS	IM	1	6,358.48	7,609,928.88	4,586.97	3,057.98	2,468,349.16
102960530	NYMPH TRADING	IM	113	2,083,529.78	153,666,166.98	177,252.56	118,168.35	80,356,762.05
102960533	ANTARANGA	IM	23	482,255.40	38,005,693.76	39,685.62	26,457.09	14,362,876.38
102960534	P.I. SHIPPING CORPORATION	IM	1	5,950.00	1,033,446.65	1,337.58	891.72	917,777.25
102960535	SUNNY INTERNATIONAL	IM	27	362,993.80	64,811,249.68	57,851.06	38,567.39	26,758,228.60
102960536	S. F. INTERNATIONAL	EX	7	7,874.24	9,482,677.00	0.00	1,896.53	0.00
102960539	SAFE EXPRESS	IM	3	45,930.20	16,695,875.29	11,000.64	7,333.77	14,955,998.96
102960540	S.M.SUNNY CARGO LIMITED	IM	18	237,570.75	36,400,177.69	33,839.28	22,559.52	12,923,986.26
102970552	MULTI FREIGHT LTD.	IM	1	34,949.60	3,856,795.66	2,898.06	1,932.04	1,892,921.48
102970557	SARWAR & BROTHERS	IM	124	2,454,620.00	194,008,008.83	205,974.79	137,316.51	94,283,019.99
102970561	EBD LTD.	IM	42	269,264.00	173,008,987.65	126,679.07	84,452.65	358,988,706.13
102970566	A. M. & SONS	IM	3	252,000.00	15,956,776.42	10,668.04	7,112.03	4,108,869.93
102970574	M.R.S. SYNDICATE LTD.	EX	38	74,516.15	111,144,790.84	0.00	22,748.85	0.00
102970579	S. F. TRADERS	IM	27	311,999.56	49,300,572.78	48,285.70	32,190.51	16,180,611.80
102970585	SUBARNA TRADE ASSOCIATES	EX	622	9,121,165.42	1,605,322,719.18	0.00	322,701.03	0.00
		IM	48	710,724.45	92,477,974.52	89,927.35	59,951.56	49,113,188.78
102970588	BROTHERS ENTERPRISE	IM	22	288,365.14	69,553,097.38	54,394.51	36,263.00	47,315,144.18
102970591	ISLAM TRADING HOUSE	IM	6	90,003.00	8,777,440.02	9,071.21	6,047.48	6,055,898.07
102970593	PUBALI TRADING CO.	EX	57	154,924.81	399,722,781.42	0.00	80,136.95	0.00

**Government of the People's Republic of Bangladesh**  
**Custom House ICD, Kamlapur, Dhaka**

CV, ITC deduction at source  
Fiscal Year : 2017-2018

*Value in Tk. and Qnty in Kg*

AIN	C & F Name	Type	BE NO	NETMASS	CUSTVALUE	CV	ITC	Total Tax
102970601	M.R.T. FREIGHT SYSTEM	EX	25	348,644.68	52,519,117.72	0.00	10,503.86	0.00
		IM	23	426,276.88	91,046,745.27	67,266.81	44,844.54	79,740,230.97
102970602	ATLANTIC TRADERS	IM	14	286,058.73	54,356,972.99	22,292.64	17,082.09	21,086,096.75
102970604	FUAD TRADE INTERNATIONAL	IM	3	26,329.70	173,736,025.07	81,603.58	54,402.38	8,708,258.61
102970607	MALLIKA TRADERS	EX	330	664,163.14	580,667,785.82	0.00	130,805.82	0.00
		IM	30	418,128.08	166,251,935.86	107,510.71	71,673.85	46,991,050.06
102970608	F.F.K ENTERPRISE LTD.	IM	51	1,119,534.03	224,711,156.58	157,274.73	104,849.86	98,138,067.13
102970611	ASIAN TRADING CO.	IM	8	19,561.00	706,873.19	2,400.00	1,504.20	599,344.48
102980612	SAM SYNDICATE(PVT.) LTD.	IM	1	1,695.00	3,240,893.37	2,620.90	1,747.27	0.00
102980630	TATULIA TRADING(CTG) CO.LTD.	EX	7	31,242.10	73,180,679.49	0.00	14,636.13	0.00
102980633	LITON TRADE INTERNATIONAL	IM	17	140,504.72	33,760,031.08	31,533.53	21,022.38	17,106,518.09
102980634	ASHRAF ENTERPRISE	IM	5	157,876.90	15,196,637.61	12,193.56	8,129.05	10,537,574.34
102980639	POLY LOGISTIC LTD.	EX	6	31,426.80	31,201,407.54	0.00	6,240.27	0.00
		IM	2	20,702.96	2,213,458.27	2,030.26	1,350.44	1,193,158.03
102980645	SHAFTSS INTERNATIONAL LTD.	EX	171	1,530,994.57	646,748,955.99	0.00	130,048.31	0.00
		IM	1	26,000.00	2,348,158.64	2,219.17	1,479.45	1,378,028.73
102980646	ISLAM & SON'S	IM	12	344,183.11	38,263,176.01	30,877.65	20,585.10	13,363,849.67
102980647	INTERPRETER C&F LTD.	IM	6	124,188.36	18,896,315.19	14,666.99	9,777.99	2,632,228.55
102980651	N.H.ENTERPRISE	IM	3	38,340.00	2,833,673.20	3,750.38	2,500.26	1,030,229.02
102980652	S.B.S SHIPING &TRAD.AGENCI.(PVT)LTD	EX	11	23,651.02	75,573,623.18	0.00	15,399.31	0.00
102980658	CORONA ASSOCIATES	EX	68	49,269.17	85,380,213.52	0.00	19,603.28	0.00
		IM	64	1,002,364.00	180,819,285.61	143,797.30	95,794.59	59,402,145.13
102980659	TRADE ABROAD	EX	7	13,034.30	17,936,427.54	0.00	3,696.73	0.00
102980666	AMIN ASSOCIATES	IM	1	1,250.00	4,915,439.25	3,374.45	2,249.63	49,154.39
102980668	SOUTH EAST ASIA ENTERPRISE	IM	1	6,683.00	5,834,210.46	3,787.89	2,525.26	451,198.58
102980669	NAHAR ENTERPRISE	EX	3	29,980.00	797,492.57	0.00	600.00	0.00
102980671	DYNAMIC TRADERS	EX	63	845,951.89	155,503,898.12	0.00	31,100.76	0.00
102980672	SURIA ENTERPRISE	IM	10	514,717.20	62,785,605.42	1,168.49	18,835.67	4,447,310.55
102990001	SELF CLEARANCE (DEFENSE STORE)	IM	5	33,140.00	72,990,111.08	0.00	0.00	0.00
102990675	A.S. INTERNATIONAL	IM	16	286,762.50	42,378,410.94	36,770.67	24,513.76	20,934,725.39
102990678	SPEED WAY INTERNATIONAL	IM	57	1,533,682.55	1,503,941,713.23	731,326.61	487,525.53	130,287,568.08
102990680	RASPUT TRADERS LTD.	EX	162	329,085.86	321,099,313.82	0.00	72,029.69	0.00
102990681	MUSA BROTHERS (PVT) LTD.	IM	2	41,517.46	5,706,908.62	4,371.53	2,914.35	2,305,525.88
102990684	R.B.T INTRENATIONAL	EX	45	69,402.01	107,720,042.69	0.00	23,213.45	0.00
		IM	8	342,820.90	38,426,547.22	26,591.94	17,727.96	17,689,404.14
102990685	N.N.K CARGO LTD.	IM	4	81,540.00	4,698,946.33	5,774.21	3,849.47	2,327,921.58
102990687	M.M. INTERNATIONAL	IM	32	439,547.15	61,996,070.93	60,022.11	40,014.71	44,633,033.13


**Government of the People's Republic of Bangladesh**  
**Custom House ICD, Kamlapur, Dhaka**

CV, ITC deduction at source

Fiscal Year : 2017-2018

*Value in Tk. and Qty in Kg*

AIN	C & F Name	Type	BE NO	NETMASS	CUSTVALUE	CV	ITC	Total Tax
102990691	BHUIYAN ENTERPRISE	IM	15	226,541.00	106,354,876.11	65,297.21	43,531.45	6,643,268.37
102990693	SHIMUL TRADING AGENCY	IM	1	27,312.00	7,535,572.81	4,553.51	3,035.67	6,825,922.87
102990700	B.S.KHAN	IM	1	9,017.00	3,201,446.75	2,603.15	1,735.43	3,133,825.06
102990705	J. M. INTERNATIONAL	IM	53	746,084.33	139,995,746.30	116,227.11	77,484.75	79,317,514.36
102990708	M.M. TRADERS	IM	91	1,595,519.67	254,826,484.43	196,843.84	138,926.01	147,360,529.69
<b>Total</b>			<b>28158</b>	<b>327,990,373.18</b>	<b>109,315,243,752.89</b>	<b>38,144,446.09</b>	<b>36,513,822.80</b>	<b>24,585,206,265.12</b>

  
বি.এম. সাইদুর রহমান  
প্রোগ্রামার  
কাস্টম হাউজ, আইসিডি  
কমলাপুর, ঢাকা।